



UIG Resolution

Weekly Progress Update 22 Dec 2017


Executive Summary



Key Messages

- UIG update meetings have been moved to a twice weekly basis on Monday and Thursday each week until late January 2018.
- New dial in details are :
+44-0800-376-8336 UK Toll Free
+44-121-210-9045 UK Birmingham Toll
Access Code : 92118621
- Xoserve continue to help the industry with RGMA flows.
- Any feedback regarding the slide deck can be submitted to xoserve.customeropscomms@xoserve.com

DM Read Rejections	Consumption adjustments are being input for 18 meter points at present for pot 1. Within pot 2, there are currently 27 queries open, 7 of which are contributing to UIG and 11 are having consumption adjustments input.
Erroneous AQs	Code enhancement has been applied successfully, there are no further datafixes to be run as a result.
CSEP / LDZ Mapping	iGT's continue to cleanse their own data. Based on the information we have received from GT's to date, we do not believe that there are large volumes of CSEPS that have been identified within the incorrect LDZ.
Analyse cause of volatility	Modifications 0642 0643 & 0644 have been raised via Joint Office and are accessible via the following page - https://www.gasgovernance.co.uk/livemods



DM Reads

Erroneous AQs

CSEP/LDZ

Causes

DM read rejection update

Pot 1 Key messages

Outstanding last week = **20**

Closed this week = **5**

0 meter points still impacting UIG
(estimated consumption not accurate)

Row Labels	DMSP	N/A	SHIPPER	MAM	XOS	Grand Total
Assigned	0	0	0	0	0	0
Closed	0	163	0	0	0	163
Fix in Progress	6	0	7	1	1	15
New	0	0	0	0	0	0
Monitor	0	0	0	0	0	0
Failed	0	0	0	0	0	0
Total	6	163	7	1	1	178
Total number of meter point queries open						15

Pot 2 Key messages

Outstanding last week = **29**

New Rejections identified = **3**

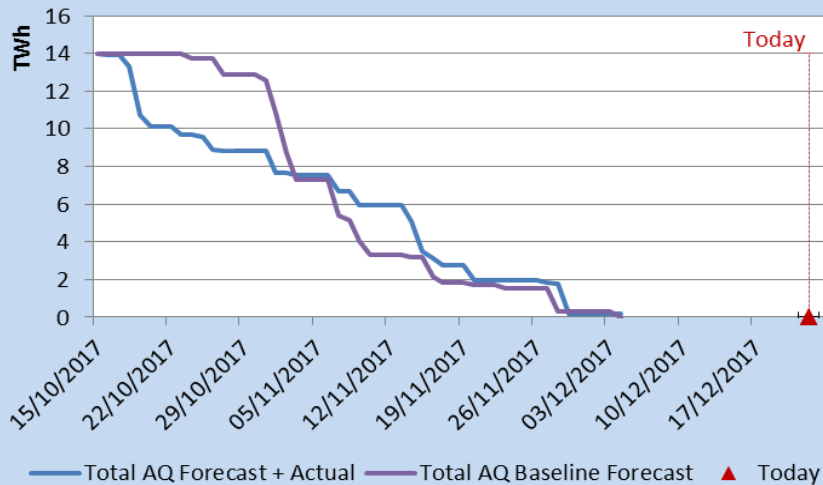
Closed this week = **5**

7 meter points still impacting UIG
(estimated consumption not accurate)

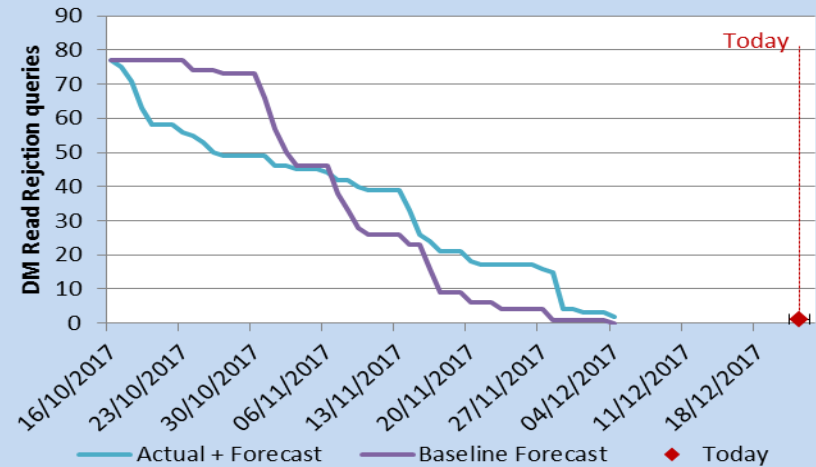
Row Labels	DMSP	N/A	SHIPPER	MAM	XOS	Grand Total
Assigned	4	0	4	1	2	11
Closed	0	106	0	0	0	106
Fix in Progress	4	0	2	2	8	16
Fixed	0	0	0	0	0	0
New	0	0	0	0	0	0
Monitor	0	0	0	0	0	0
Total	8	101	6	3	10	133
Total number of meter point queries open						27

DM read rejection burndown graphs

AQ Actual Burndown



Pot 1 Read Rejection Burndown



Latest UIG volatility

UiG % by Gas Day (D+1 vs D+5) - 13 LDZs

