



Xoserve Try Before You Buy API Service Subscription Guide

1 Contents

| | | |
|-----|---|---|
| 1 | Contents | 2 |
| 2 | Glossary | 3 |
| 3 | Introduction to the Subscription Guide..... | 4 |
| 3.1 | About this document | 4 |
| 3.2 | About the Xoserve API Service..... | 4 |
| 4 | Subscription..... | 4 |
| 4.1 | Access the Service..... | 4 |
| 4.2 | Subscribe to the Service | 4 |
| 4.3 | API Home Page..... | 4 |
| 4.4 | My Subscriptions | 5 |
| 4.5 | API Product | 6 |
| 4.6 | API Catalogue | 8 |

| Glossary of Terms | |
|--|---|
| Term / Abbreviation | Definition |
| Application Programming Interface (API) | <p>The most fundamental building block of Subscription data model which actually processes requests and provides responses. APIs enable machine to machine exchange of data with pre-defined and constant contract between the Service Provider and Service Consumer.</p> <p>APIs are JSON/XML format RESTful services, which support both JSON and XML format messages but doesn't support SOAP message.</p> <p>APIs are created and maintained by the API Service Provider (Xoserve).</p> |
| Product | <p>Collection or physical grouping of one or more API Proxies for the purpose of exposing API for consumption/subscription. Products are used to enclose APIs with number of relevant Policies (such as max. allowed quota per month etc.).</p> <p>Products are created and maintained by the API Service Provider (Xoserve).</p> |
| Application | <p>Collection or physical grouping of one or more Products for the purpose of subscribing Products. Applications provide API Key to consume APIs.</p> <p>Applications are created and maintained by the API Service Consumers (Customers).</p> |
| SAP S-User Id | <p>S-User Id (or SAP-user, ex. S0123456789) is a unique identifier that is created on SAP Support Website, which allows access to the Xoserve API Service. This is an essential pre-requisite to consume the APIs.</p> <p>S-User Id are created and maintained by the API Service Provider (Xoserve).</p> |

3 Introduction to the Subscription Guide

3.1 About this document

This document provides step by step instructions on how to subscribe, access and test the Try Before You Buy API service. Please note the Try Before You Buy API service is configured to work with a small dummy dataset. This should have been provided to you, however if you do not have this dataset, please contact Xoserve.

Please refer to the Glossary section for the terms and acronyms used within this document.

3.2 About the Xoserve API Service

This service enables you to access Gas API products, enabling direct access to current gas market data to support the improvement in the reliability of switching, and provide an enhanced consumer experience.

4 Subscription

4.1 Access the Service

The service can be accessed via the following Websites for the required environment.

| Environment | Subscription Website |
|--|---|
| Try Before You Buy (TBUB) Service | https://flpnwc-ae37c3305.dispatcher.hana.ondemand.com/sites?siteId=f5507072-7604-4738-be32-2e27b4721995#Shell-home |

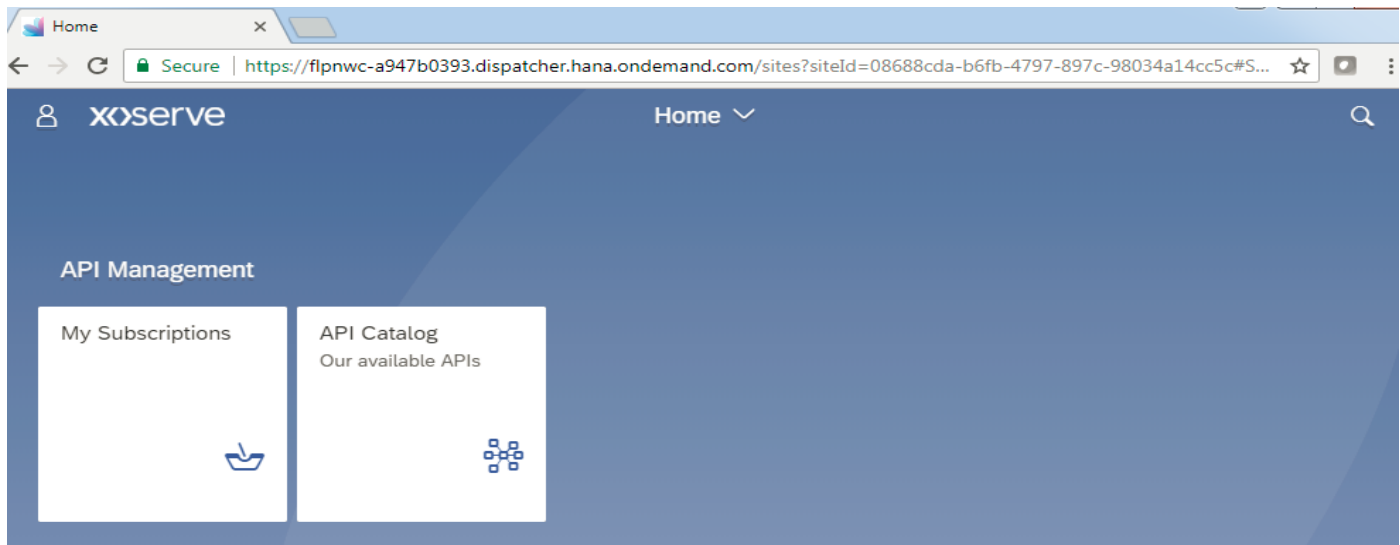
4.2 Subscribe to the Service

Copy and paste the above URL into your browser. If you are presented with the login page, use your SAP S-User ID or associated email address and the correct password.

If your password has expired or has been forgotten, please use the Password Reset section to reset the password.

4.3 API Home Page

On successful login, you will be presented with the following page.

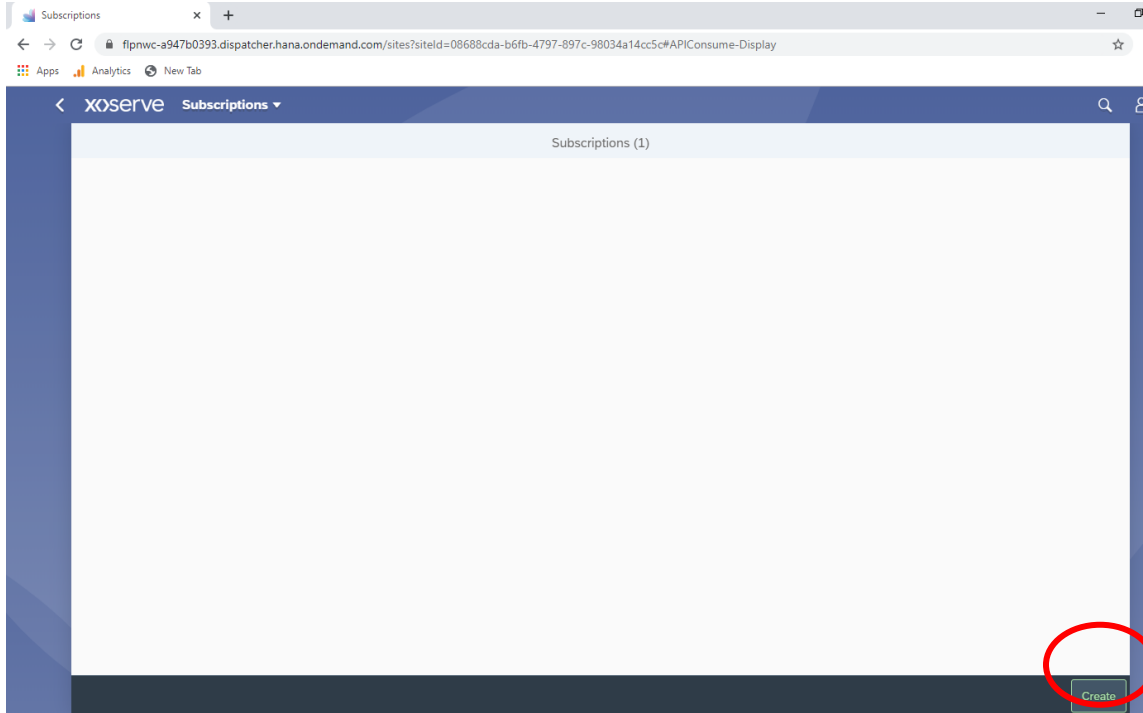


If the My Subscriptions and API Catalogue Apps are not listed/displayed, then it is most likely because your access is either not granted or completed by the Service Provider (Xoserve) yet.

4.4 My Subscriptions

To subscribe to the API service. Select My Subscriptions. If this is your first time logging on, you will need to create your subscription.

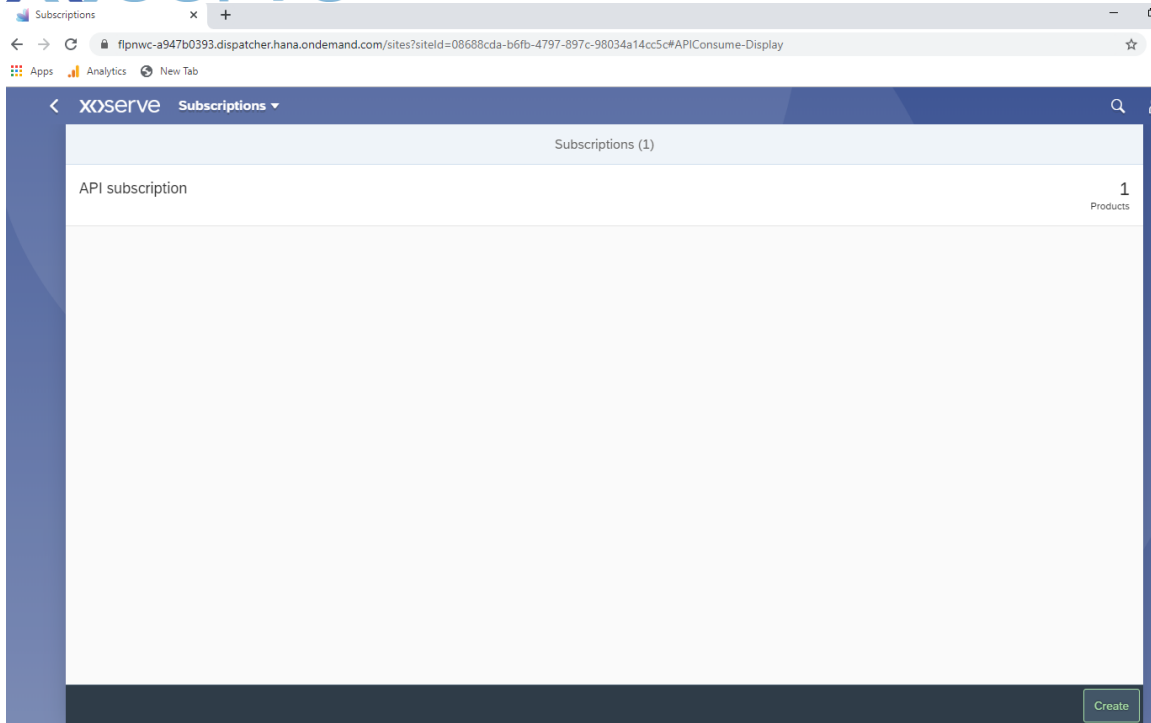
Select 'Create' in the bottom right hand corner



This will open a pop-up window allowing you to select your API product and name your new subscription.

If you do not see a selectable Product, then it is most likely because your access is either not granted or completed by the Service Provider (Xoserve) yet.

You should now see your API subscription within your subscription list.

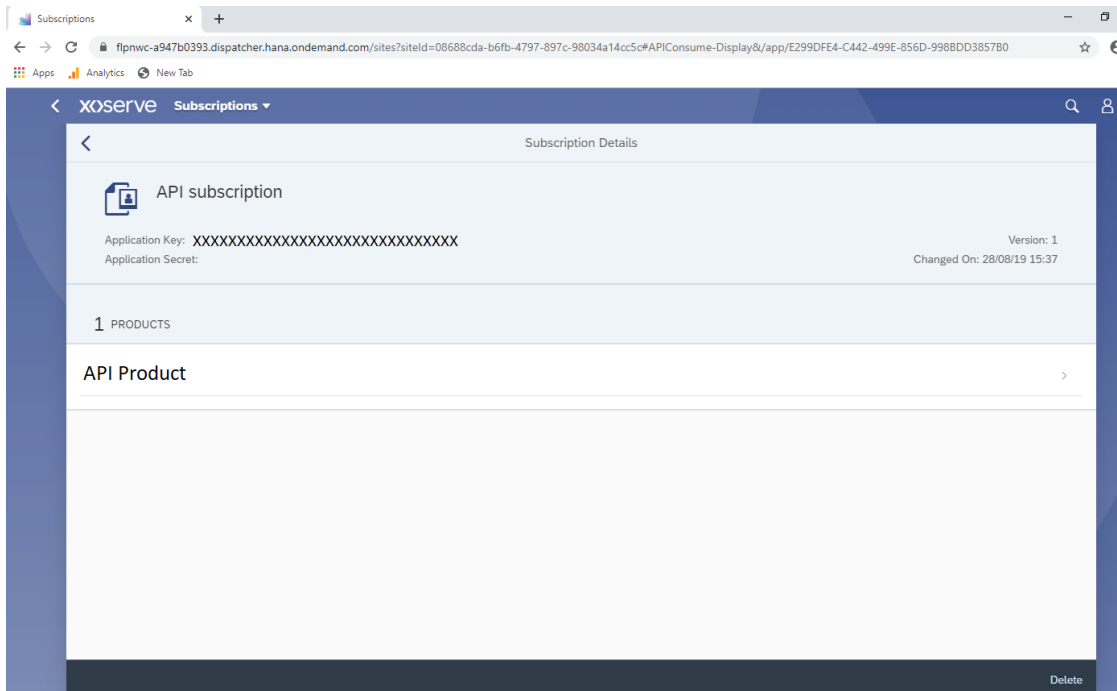


4.5 API

Product

Select your subscription to view your API Product.

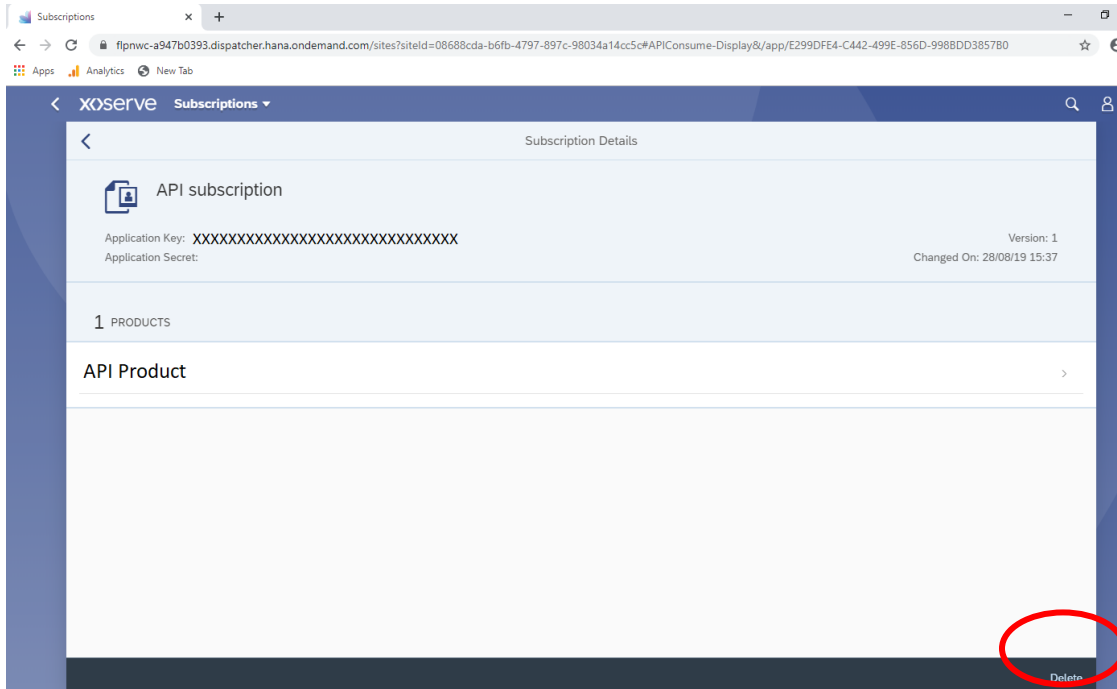
Your API Key will be displayed at the top. This will be required to execute API tests or for sending API requests to the server. You will not require the Application Secret.



Your APIKey is associated with each created subscription and cannot be utilized for any other subscriptions.

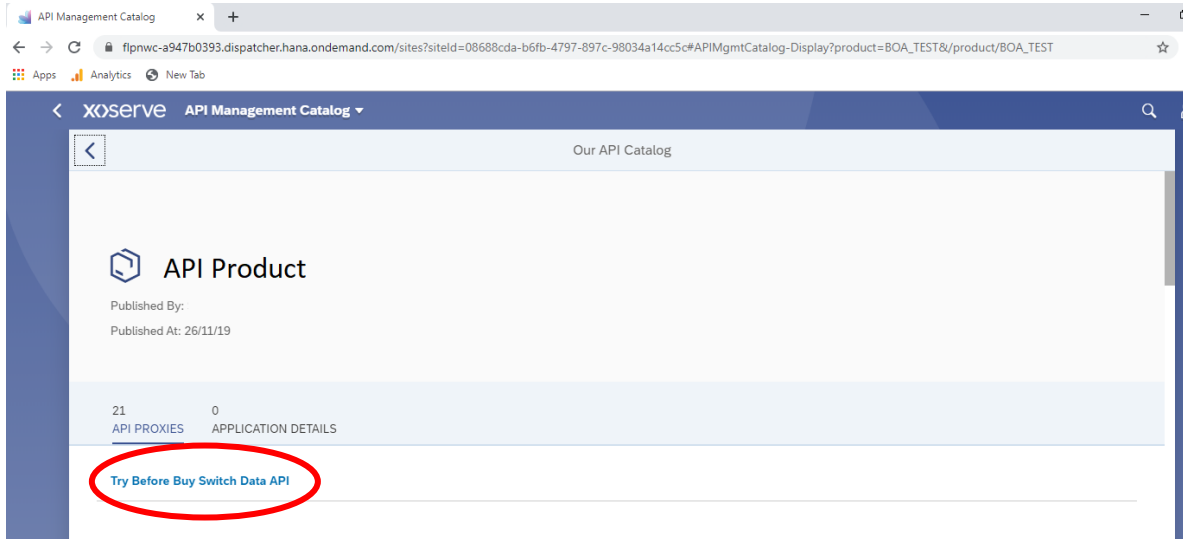


You can delete any created subscriptions if created in error or not required. This will not terminate or end your access for API services.

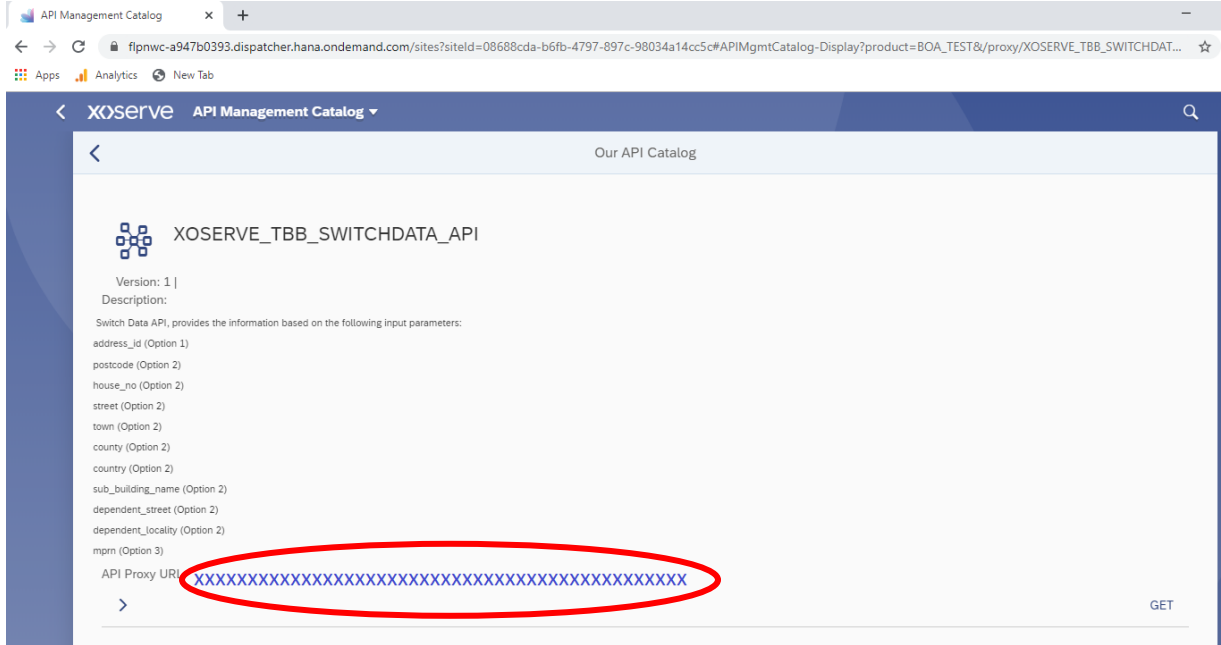


Select the required Product to view API Proxies.

The Proxies contain detailed information of the APIs and the API endpoints. Select the required API Proxy.



The API end point will be displayed within the proxy.



You can now copy and paste this end point to use within your applications.

4.6 API Catalogue

The API Catalogue allows you to view all the API products that have been made available to you.

